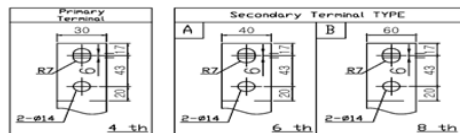
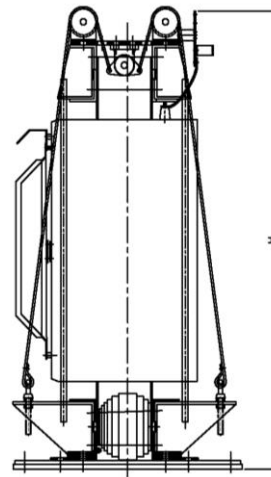
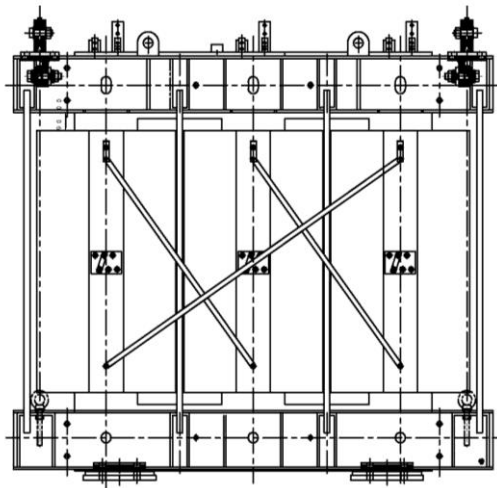
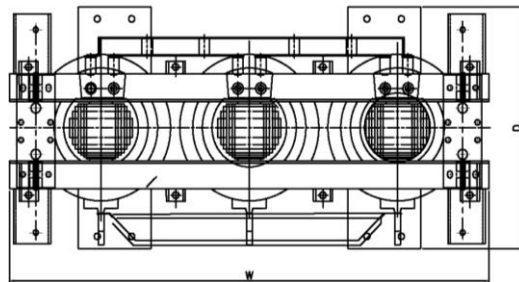


SPECIFICATION [SMHC(SMHB)-3S] [Earthquake-resistant Mold Transformer]



3P 22.9kV/6.6(3.3)kV

Capacity	Efficiency (Load Rate)		No load current	Voltage fluctuation rate	External dimensions(mm)			Weight	LV terminal	
(kVA)	50%	100%	(%)	(%)	W	D	H	(KG)	T * W	Type
500	99.25	99.0	1.0	1.6	1950	870	1515	2200	6t*40	A
750	99.30	99.1	1.0	1.3	2050	1015	1810	2900	6t*40	A
1000	99.40	99.2	1.0	1.1	2235	1045	1810	3600	6t*40	A
1250	99.40	99.2	1.0	1.0	2235	1045	1870	4000	6t*40	A
1500	99.50	99.3	1.0	1.0	2310	1060	2090	5300	8t*40	A
2000	99.50	99.3	1.0	1.0	2310	1200	2090	5800	8t*60	B
2500	99.50	99.3	1.0	1.0	2510	1200	2265	7200	8t*60	B
3000	99.50	99.3	1.0	1.0	2510	1200	2280	7800	8t*60	B

* The above excess capacity and unwritten SPEC. can also be manufactured by order.